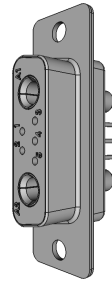


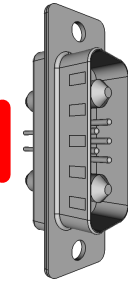
SPK42 Brioude - Platform

DC-Power Outputs



This DSUB7W2 female receptacle is used for cascading a second platform.

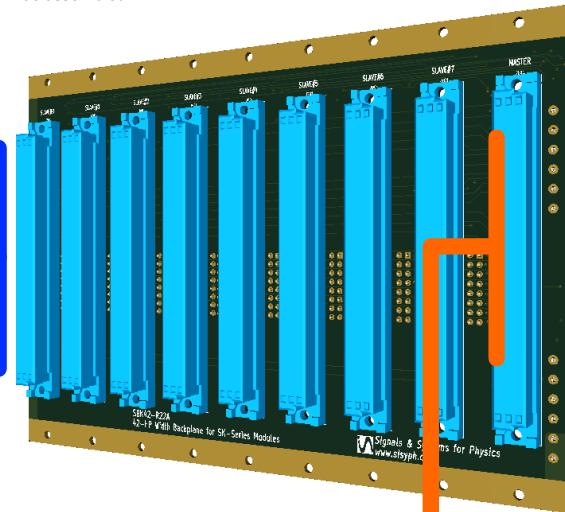
DC-Power Inputs



This DSUB7W2 male receptacle is used to connect the external power supply voltages to the backplane.

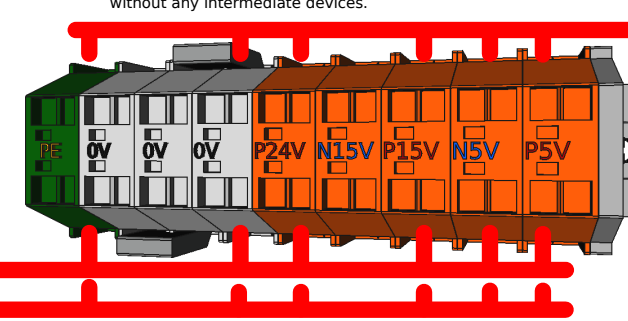
Backplane (42HP version)

Here, up to 8 modular instruments can be assembled.



DC-Power Distribution Blocks


The DC-power voltages are wired to the backplane terminals without any intermediate devices.



Terminal blocks are installed on the backplane to wire the power voltage inputs.

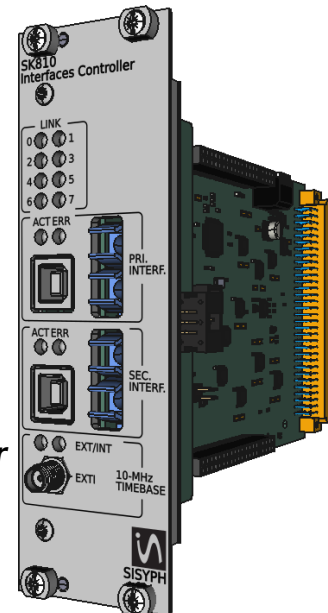
SK-Series Modular Instrument

Instrument modules are plugged into the backplane through DIN41612 connectors carrying all power and communications lines.

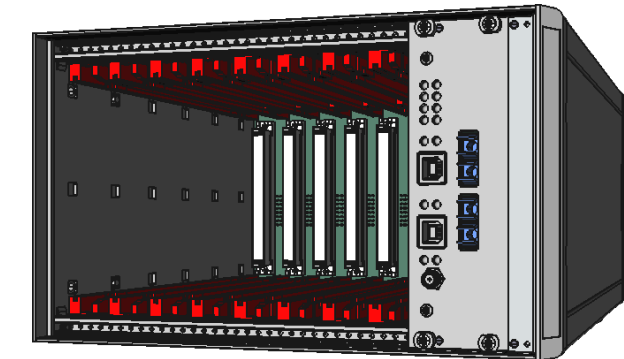


SK810 Interfaces Controller module

The SK810 module provides the platform with communications with the host computer. Either USB or optical cables can be used. The SK810 also allows the connection of the external synchronization timebase. The SK810 is installed at the rightmost slot position (master position).



View of the SPK42 Platform sketched here.



- Case not shown for clarity.
- Only main functionalities are represented. Refer to the *User's Guide* for detailed information.
- Refer to the *User's Programming Guide* for a complete description of the remote control commands.

Sheet Size	A3	Sheet No.	1 of 1
APP'D By			
DRN By	GGB	Date	24-02-26
	Name		Date
			YY-MM-DD

Signals & Systems for Physics www.sisyph.com		BP91406 31004 TOULOUSE FRANCE
Title/Name SPK42 Brioude - Platform for SK-Series Instruments		Release R24A
Description Functional block diagram.		
Drawing No. SPK-SG01-P24A		
THIS DOCUMENT IS THE PROPERTY OF SISYPH AND SHALL NOT TO BE REPRODUCED, DISTRIBUTED OR USED WITHOUT PRIOR WRITTEN PERMISSION FROM SISYPH.		